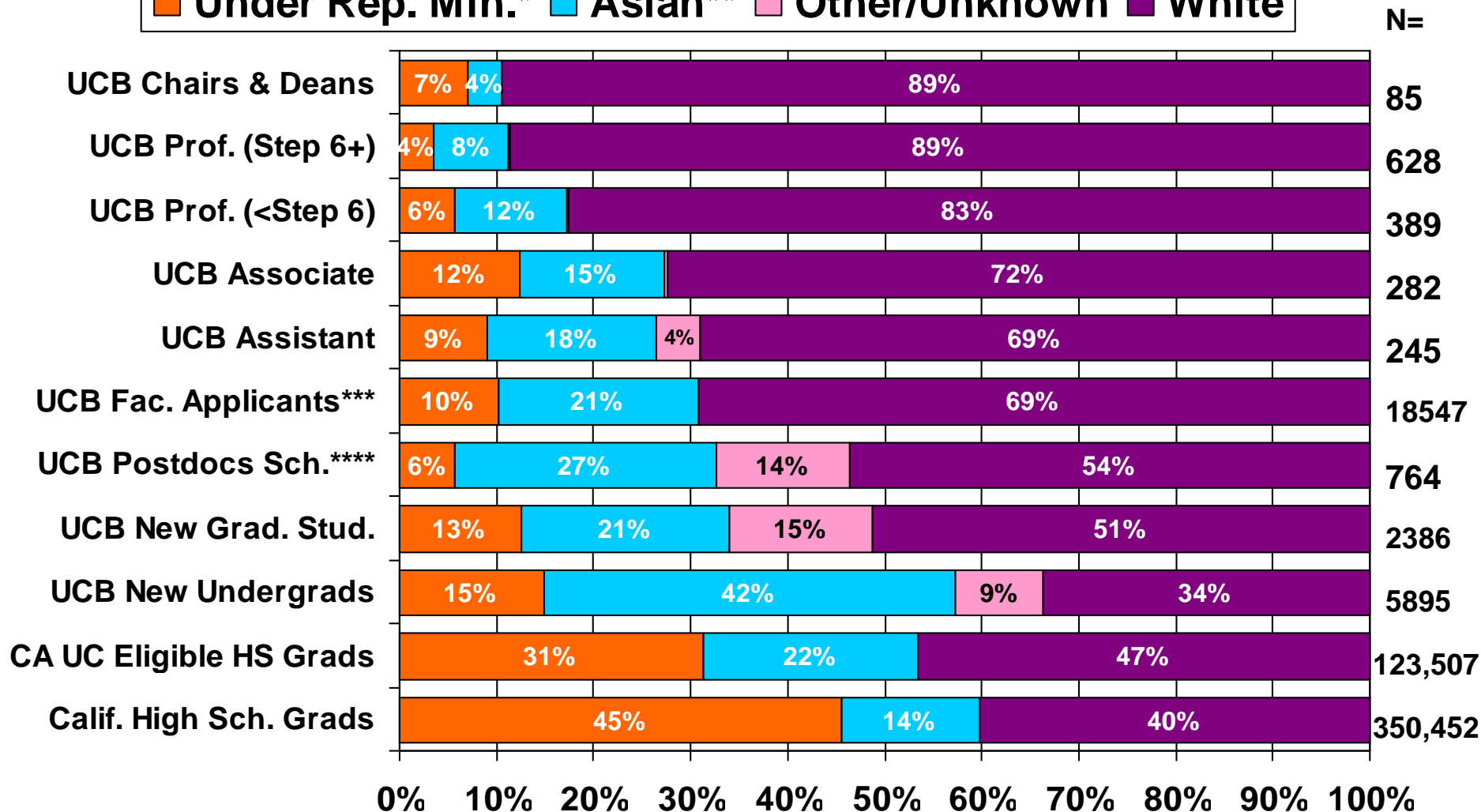


UCB Faculty, Postdoctoral, Graduate, Undergraduate, & California High School Racial/Ethnic Diversity (U.S. Residents) , 2005-2006

■ Under Rep. Min.*
 ■ Asian**
 ■ Other/Unknown
 ■ White



*Under Rep. Min. includes African Americans, Hispanic Americans, and Native Americans.

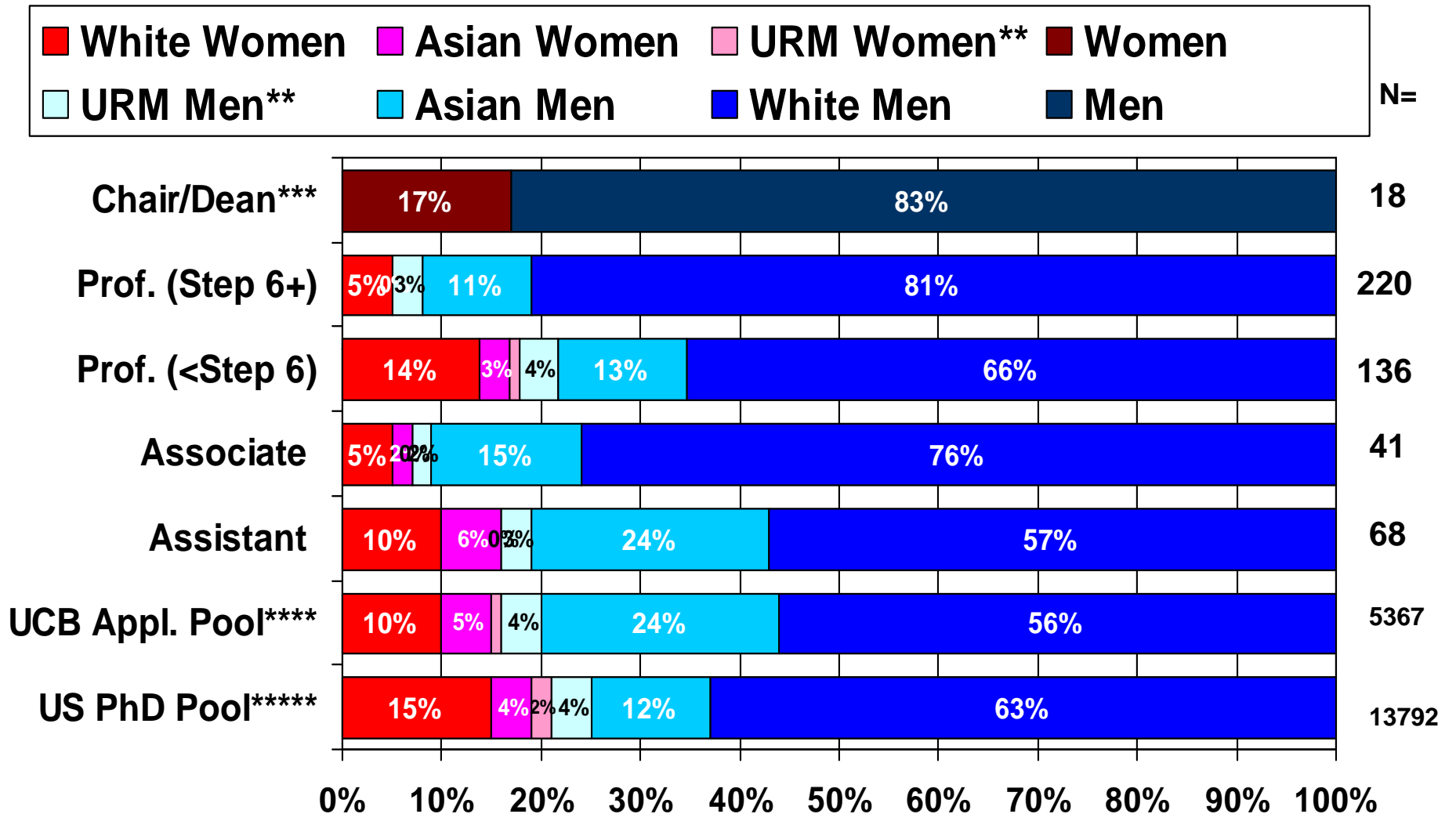
**Asian includes Filipinos and Pacific Islanders

***Faculty applicant race/ethnicity counts include both U.S. residents and non-residents (i.e. the system does not currently differentiate).

****Includes postdoctoral scholars only as included in HRMS Affirmative Action detailed staff report, Spring 2006.

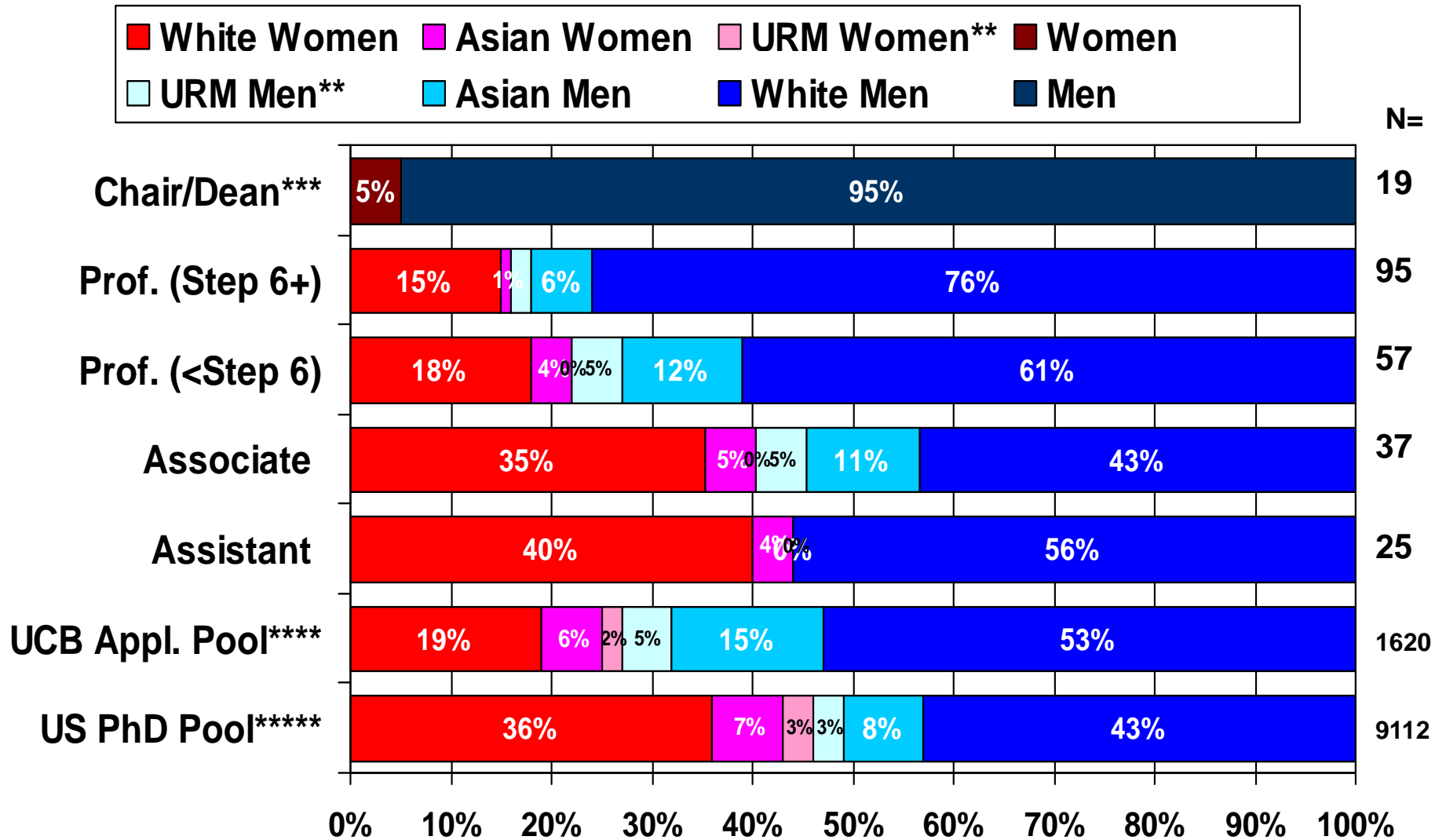
Sources (top to bottom): UCB Chairs & Deans list, 2006; UCB Fac. Pers. Records, 2005-06; UCB Fac. Appl. System 2001-2006, UCB HRMS Aff. Action detail rep. Spring 2006; Office of Student Research New Student Census File (2005-06), California Dep. of Education, Educational Demographics Unit – CBEDS, 2005 graduates.

UCB Faculty PTEM* by Rank, Gender, and Ethnicity, 2005-06



*PTEM=Division of Physical Sciences, College of Engineering, College of Chemistry, and School of Info. Manag. Syst. (SIMS).
 **URM=African Amer., Hispanic Amer., and Native Amer.
 ***Chair/Dean (2006-07) figures are broken down only by gender because of low counts. Faculty Headcount Source: UCB Faculty Pers. Rec. 2006.
 ****Source: UCB Faculty Applicant Pool Database, 2001-2006. Not all departments have responded.
 *****Based on PhDs granted to U.S. Residents, 1997-2001, at the 35 Institutions producing the most PhDs at Top Quartile Rated doctoral programs (National Research Council Reputation Ratings), Survey of Earned Doctorates.

UCB Faculty Biological Sciences* by Rank, Gender, and Ethnicity, 2005-2006



*Biological Science includes Division of Biological Sciences, College of Natural Resources, & Helen Wills Neuroscience Center.

**URM=African Amer., Hispanic Amer., and Native Amer.

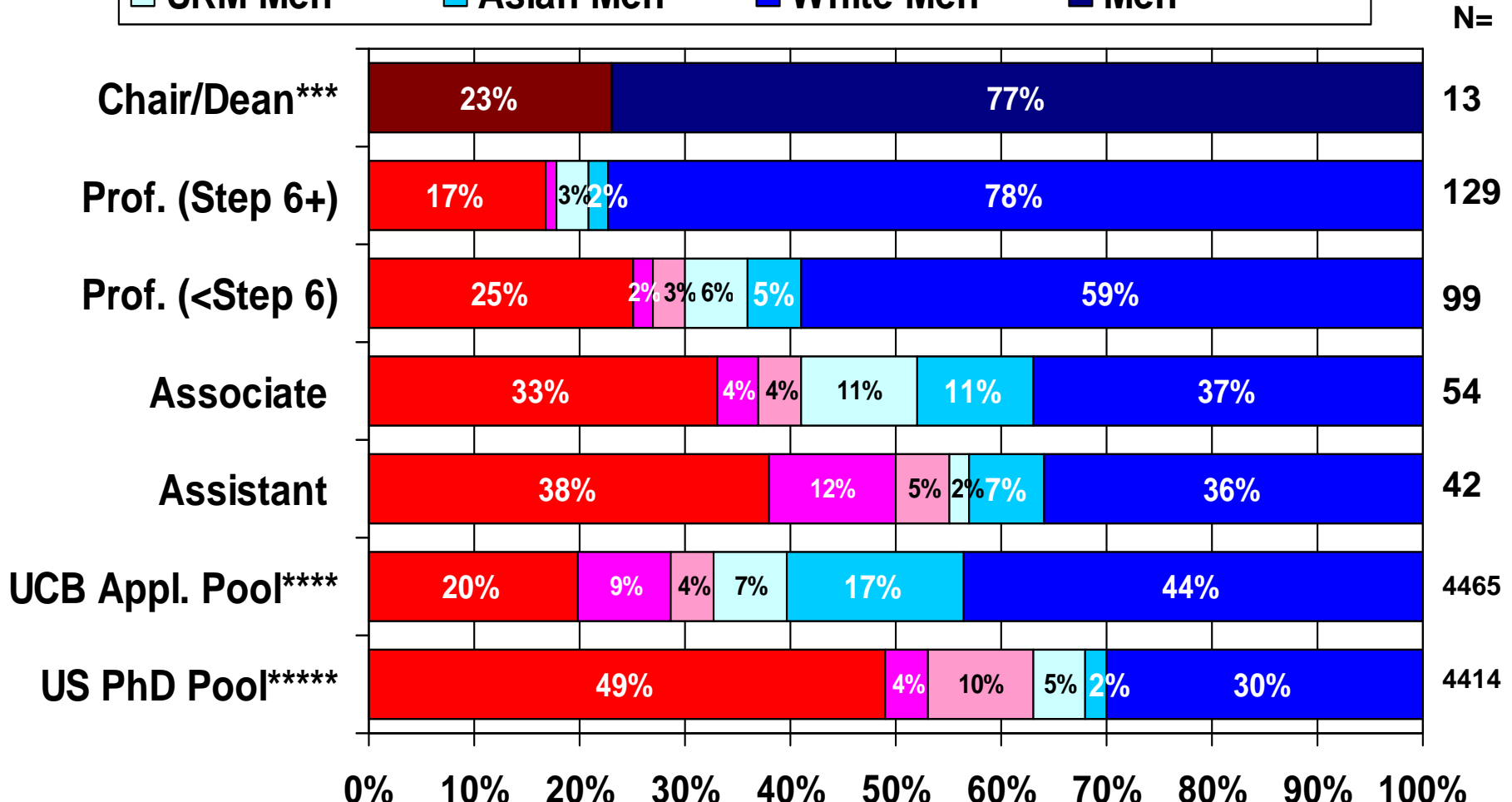
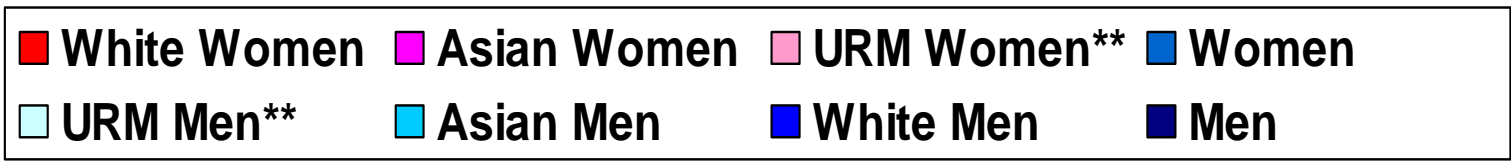
***Chair/Dean (2006-07) figures are broken down only by gender because of low counts.

Faculty Headcount Source: UCB Faculty Pers. Rec. 2006.

****Source: UCB Faculty Applicant Pool Database, 2001-2006. Not all departments have responded.

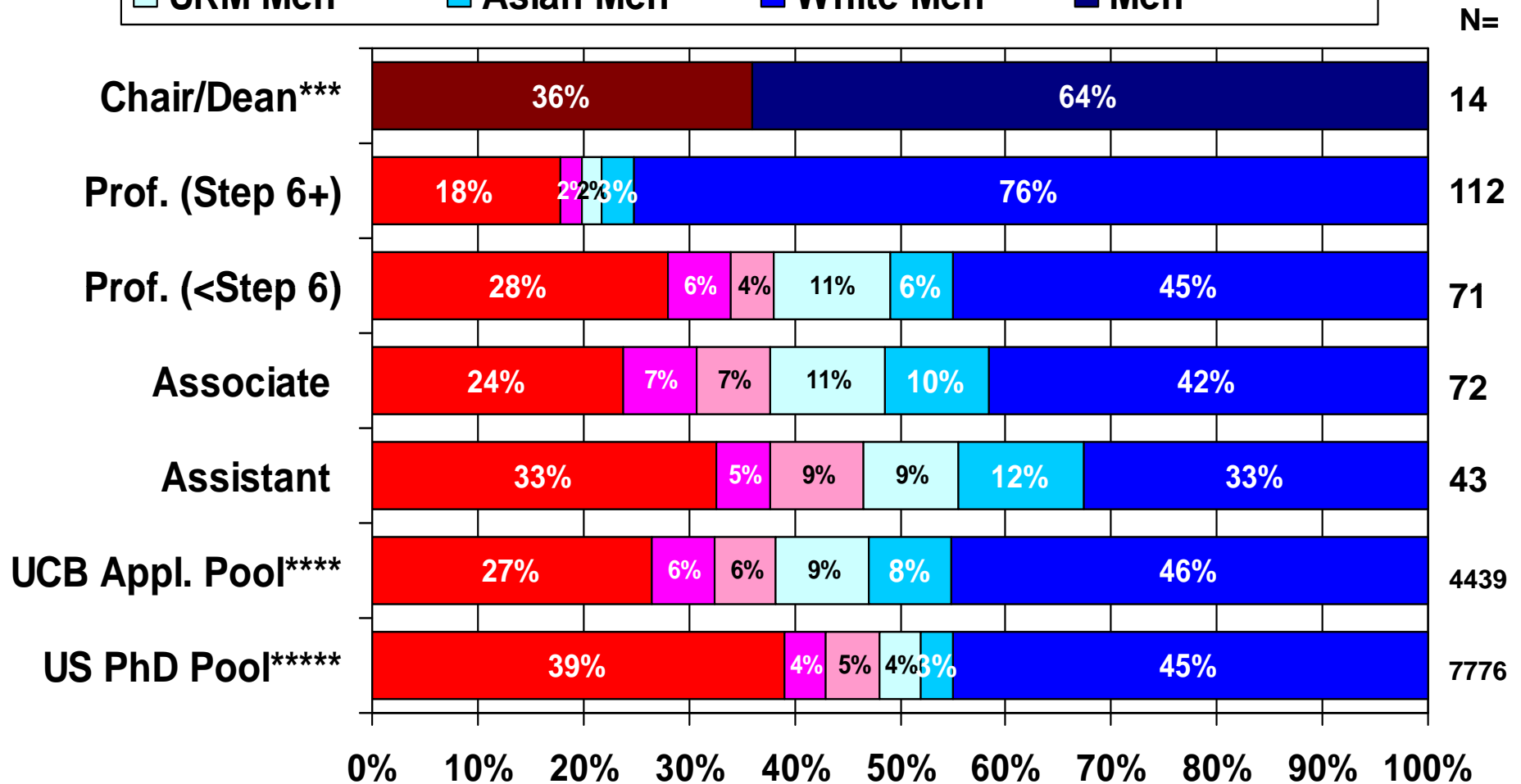
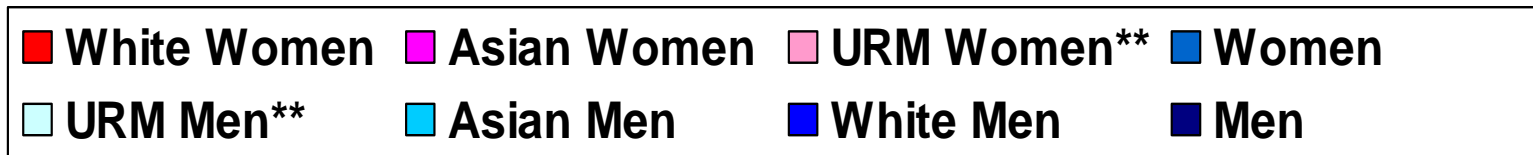
*****Based on PhDs granted to U.S. Residents, 1997-2001, at the 35 Institutions producing the most PhDs at Top Quartile Rated doctoral programs (National Research Council Reputation Ratings), Survey of Earned Doctorates.

UCB Faculty Professions* by Rank, Gender, and Ethnicity, 2005-06



*Professions include Business, Law, Social Welfare, Public Policy, Journalism, Energy & Resources, Env. Design, Archit., & Educat.
 **URM=African Amer., Hispanic Amer., and Native Amer. Please note: there are no URM Women in STEM.
 ***Chair/Dean (2006-07) figures are broken down only by gender because of low counts. Faculty Headcount Source: UCB Faculty Pers. Rec. 2006.
 ****Source: UCB Faculty Applicant Pool Database, 2001-2006. Not all departments have responded.
 *****Based on PhDs granted to U.S. Residents, 1997-2001, at the 35 Institutions producing the most PhDs at Top Quartile Rated doctoral programs (National Research Council Reputation Ratings), Survey of Earned Doctorates. No professional degree data included.

UCB Faculty Social Science* by Rank, Gender, and Ethnicity, 2005-06



*Social Science includes Division of Social Sciences and International Areas Studies.

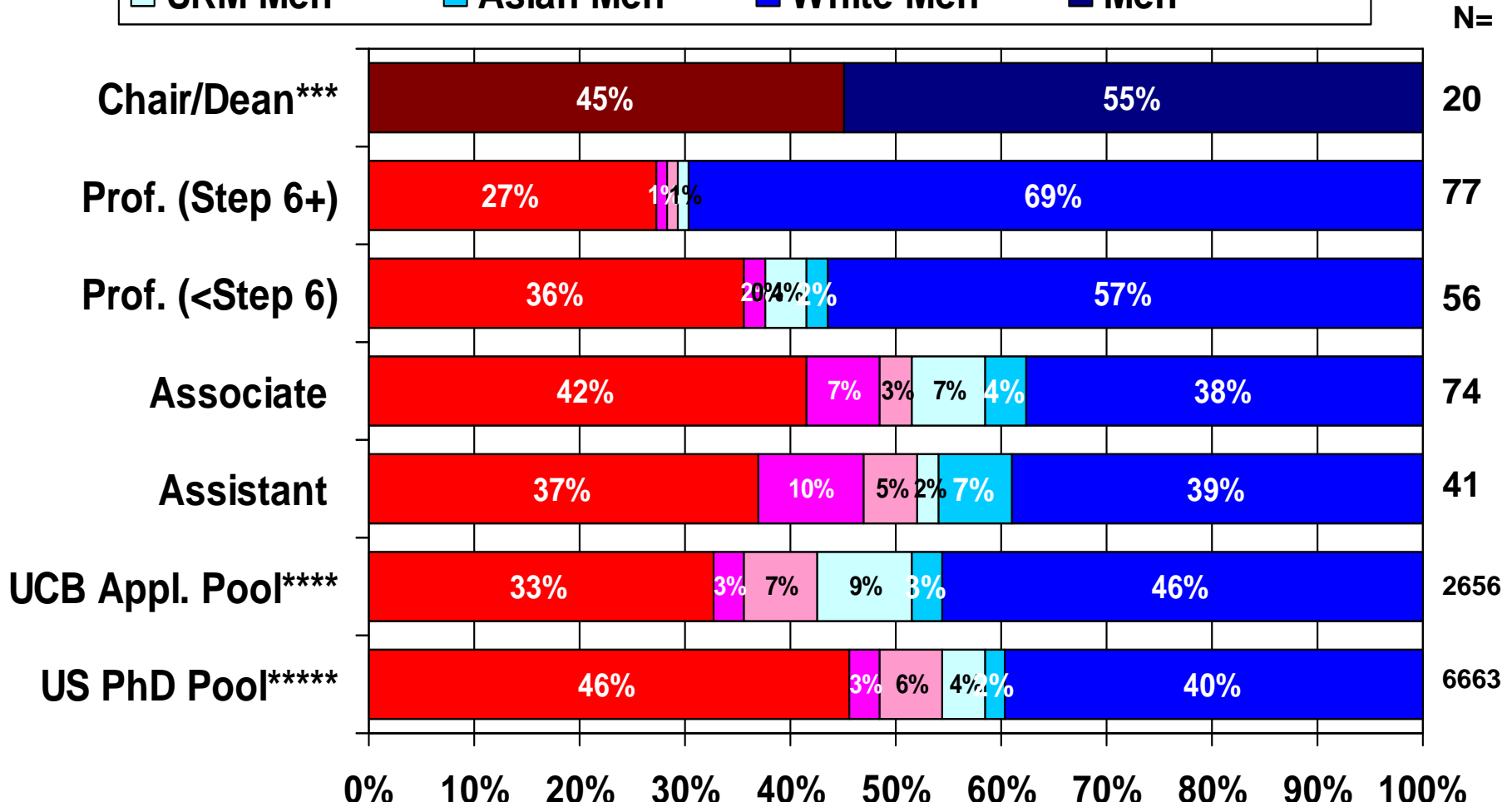
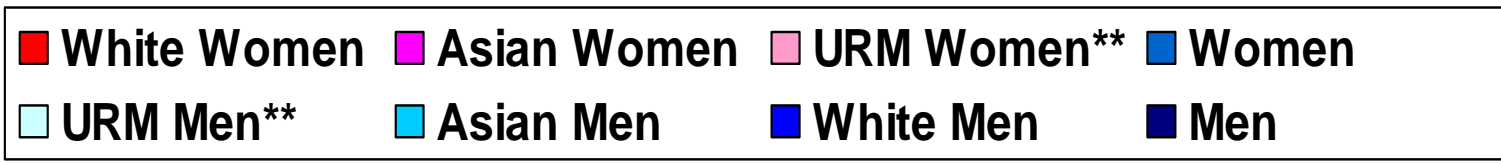
**URM=African Amer., Hispanic Amer., and Native Amer.

***Chair/Dean (2006-07) figures are broken down only by gender because of low counts. Faculty Headcount Source: UCB Faculty Pers. Rec. 2006.

****Source: UCB Faculty Applicant Pool Database, 2001-2006. Not all departments have responded.

*****Based on PhDs granted to U.S. Residents, 1997-2001, at the 35 Institutions producing the most PhDs at Top Quartile Rated doctoral programs (National Research Council Reputation Ratings), Survey of Earned Doctorates.

UCB Faculty Humanities* by Rank, Gender, and Ethnicity, 2005-06



*Humanities includes Arts & Humanities Division.

**URM=African Amer., Hispanic Amer., and Native Amer.

***Chair/Dean (2006-07) figures are broken down only by gender because of low counts. Faculty Headcount Source: UCB Faculty Pers. Rec. 2006.

****Source: UCB Faculty Applicant Pool Database, 2001-2006. Not all departments have responded.

*****Based on PhDs granted to U.S. Residents, 1997-2001, at the 35 Institutions producing the most PhDs at Top Quartile Rated doctoral programs (National Research Council Reputation Ratings), Survey of Earned Doctorates.